


Rising 7th and 8th grade Summer Reading

Happy Summer! Congratulations on finishing this school year!

For your Summer reading you will be responsible for reading 2 books and completing an activity for each. You will receive a grade for each activity in ELA as well as a grade in science for the activity associated with the book *How to Bee*.

Book 1 - *How to Bee* by Bren Mac Dibble



This book can be found on Amazon, at 2nd and Charles, at the local library and there is also an online PFD available.

Mrs. Ellis and I chose this book because it will go along with what you will be learning in Life Science next year.

Once you read the book, you will create a one-pager.

what's a one-pager you ask?

A one-pager is a way to visually share key ideas and information and also answer key questions about what you have learned.

For this one-pager, I have provided you with a template along with an instruction sheet that details what you need to include and where in the template.

Book 2 - Chose your own book!

Chosen books must meet the following requirements:

- The book can be fiction or nonfiction
- The book must be written for your age level.
- The book must be text-focused (no graphic novels, manga or comic strips).
- The book must be at least 250 pages or more.

Once you have read your book you will choose one of the projects from the attached choice board to complete.

The rubric for the projects is attached.

Both projects are due back on the first Friday once we return to school.

If you have any questions, please feel free to email me.

I can't wait to see you in the fall!!

Mrs. Renken
Middle School ELA

Srenken@stmarycatholicSchool.org

One Pager Directions

For the book *How to Bee*, you will be completing a one-pager.

When you create a one-pager, you are trying to use visual symbols, important words and short paragraphs to clearly and concisely share your most important takeaways with someone else.

Using the paper provided, here is what it must include:

1. A border that somehow represents the key themes from what you have read using words, doodles or pictures.
2. An image in the center strip with a quote from the book woven into or around it. This image should somehow represent what you consider to be the most important symbol in the book.
3. A 6-8 sentence paragraph in the upper left-hand box answering the question, why are bees essential to people and our planet?
4. A 5-6 sentence paragraph in the upper right-hand box answering the question what is the current problem with the bee population?
5. A 6-8 sentence paragraph in the bottom right-hand box describing a real-life solution to the problem discussed in #4.
6. A 6-8 sentence paragraph in the bottom left-hand box that relates, compares OR analyzes the current bee issue with the themes from the book.

How to Bee One Pager Grading Rubric


One-Pager	Points	Comments
Section 1 - the border represents the themes of the novel. Color used.	/10	
Section 2 - the quote and image represent a symbol for the novel. Color used.	/10	
Section 3 - the paragraph adequately expresses why bees are essential.	/15	
Section 4 - the paragraph adequately explains the current problem with the bee population.	/15	
Section 5 -the paragraph provides a real-life solution.	/15	

7th/8th Grade ELA Choice Board

<p>#1 - Create a novel cover, summary and recommendation. The final project should be neat and look professional (no lined paper). Your cover, summary and recommendation must include:</p> <ul style="list-style-type: none"> - The title and author's name - An original picture or illustration related to the novel - The back cover must have a 3-4 paragraph (5 sentences each) summary of the novel in your own words. - You must also include your recommendation on the back cover. It must be 6-10 sentences and explain why you did or did not like the book. 	<p>#2 - Create a glossary for your book. As you read, keep track of unknown words. Your glossary must include:</p> <ul style="list-style-type: none"> - 20-25 words - The dictionary definition of the word - The syntax of the word - A sentence with the word used correctly. - The sentence from the book where the word appears <p>This must be typed and neatly organized.</p>	<p>#3 - Create a 8 song soundtrack for your novel. For your soundtrack you will need to include the following:</p> <p>Cover - including title of the book and artwork</p> <p>Song list, artist and lyrics (current songs)</p> <p>5-6 sentence paragraph for each song explaining how it relates to the book.</p> <p>Song lyrics and titles must be school appropriate!</p>
<p>#4 - Create a comic strip depicting one of the conflicts in your book. Your comic strip should have 6 boxes with a dialogue cloud in each box.</p>	<p>#5 - Create a timeline of events for your book. Your timeline must include</p> <p>8-10 major events from the book</p> <p>Each event needs an illustration or photo AND you must explain in detail why each event is important to the plot.</p>	<p>#6 Design a facebook profile for a character in your book.</p> <p>A template will be provided.</p> <p>The facebook profile must be filled in completely and include:</p> <ul style="list-style-type: none"> - Name and picture of the character - Facebook friends of the character, including the relationships to the character - 3 status updates including a picture <p>Updates should be major events from the book's plot</p>
<p>#7 - Write an objective (unbiased) news story reporting the events in your novel. Your report must be one page in length. The final report must be typed and professional looking.</p>	<h1 style="text-align: center;">Happy Reading :)</h1>	

SUMMER READING CHOICE BOARD RUBRIC

	5	3-4	1-2	0
NEATNESS/APPEARANCE	The project is neat and professional in nature. It is not on lined paper, written in pencil, or looks like it was rushed. It is evident that it is a final copy.	The project is somewhat neat and/or somewhat professional. It is not on lined paper, written in pencil, or rushed. It is somewhat evident that it is a final copy.	The project looks like it was rushed or is ripped/wrinkled. It is on lined paper, or does not appear to be a final draft.	The project is not neat and not professional.
REQUIRED ELEMENTS	The project has all of the requirements.	The project has most of the required elements.	The project has one of the required elements.	The project does not include any of the requirements.
SPELLING AND CONVENTIONS	The project is free from spelling and convention errors.	The project has 1-2 issues with spelling and/or conventions.	The project has more than 2 spelling and/or convention errors.	The project has numerous errors that make it difficult to understand.
EVIDENCE THAT THE NOVEL WAS READ	It is evident that the student read and understood the novel.	It is somewhat clear that the student read and understood the novel.	It is possible that the student read most of the novel.	It is obvious that the student did not read their novel.



Name _____

About



Occupation: _____

Lives in: _____

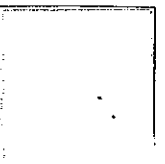

From: _____

Update Status: _____

Share Photo:



Friends



Update Status: _____

Share Photo:



Update Status: _____

